

FIND OUT ABOUT

Andalusia

4




Marine life in... Andalusia



Hi! I'm Cristina and I live in Torremolinos.
I love the sea and marine life! How about you?

- 1 BEFORE** Look at the photos. Do you know which animals are vertebrates and which are invertebrates?
- 2 WHILE** Read and check your answers.



sea turtle



jellyfish

Alborania Museum is located in the main port of Malaga. It's got two parts, the aquarium and the museum.

In the aquarium you can see lots of different sea animals: fish, amphibians or reptiles, for example sea turtles. You can also see crabs, jellyfish, starfish, seahorses and squids. They are all invertebrates.

You can also visit the museum, where you can see the plants and animals from the Malaga coastline, and you can learn about ships, boats or fossils.



shark



starfish



squid



seahorse



crab

Fun Fact

You can celebrate your birthday in the museum!

3 AFTER Read and say.

- 1 Alborania Museum has got:
a one part. b two parts.
- 2 In the aquarium you can see:
a ships and fossils. b vertebrates and invertebrates.
- 3 In the museum:
a you can't see plants. b you can see plants.

PROJECT

Marine life leaflet

1 In groups, find out about animals and plants that you can see on the Andalusian coastline. Then choose three you want to write about as a group.

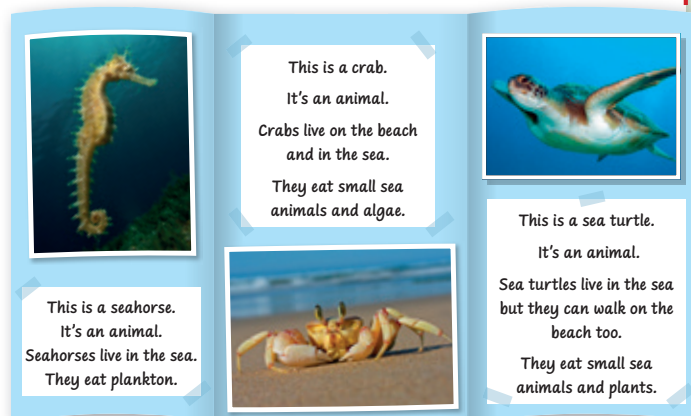
2 Write about your plants and animals:

- What are they called?
- Are they plants or animals?
- Do they live in the sea or on the beach?
- If they are animals, what do they eat?

This is / They are ...
It's a plant / an animal.
They live ...
They eat ...

3 Draw pictures or find photos.

4 Fold a paper in three parts. Put your text and drawings or photos inside the leaflet.



5 Look at the leaflets as a class. Which has got the most interesting plants and animals?

We think that the most interesting animal is ... because ...

Traditional craft in...

Andalusia

Hi! I'm Monica and I'm from Huelva. My granny teaches me about craft in Andalusia. Take a look!



- 1 BEFORE** Look at the photos. Do you know these crafts?
- 2 WHILE** Read and check your answers.

Pottery

Ceramic products, such as plates and pots, are still made in a traditional way in many regions of Andalusia. First, the clay is formed. Then it is baked. After that it is decorated and baked again.



Leatherwork

Cordoba is famous for its traditional products made of leather: purses, wallets, belts and bags.

Tiles

Another type of traditional products are tiles. Typical colours are blue, green, orange, yellow and white.



Fun Fact

The oldest known are from Egypt. They come from around 4,700 BCE!

3 AFTER Read and say.

- 1** Pots and jars are made from ...
a leather. **b** clay.
- 2** Typical leather products are ...
a bags and belts. **b** plates and tiles.
- 3** Typical colours on tiles are ...
a blue, green and orange. **b** red, yellow and white.

PROJECT

Traditional crafts factfile

- 1** In groups, find out about traditional crafts in Andalusia. Then choose one craft you want to write about as a group.

- 2** Write about the craft:

City	Cordoba
Craft	Silverwork
Description	...

- 3** Draw pictures or find photos.

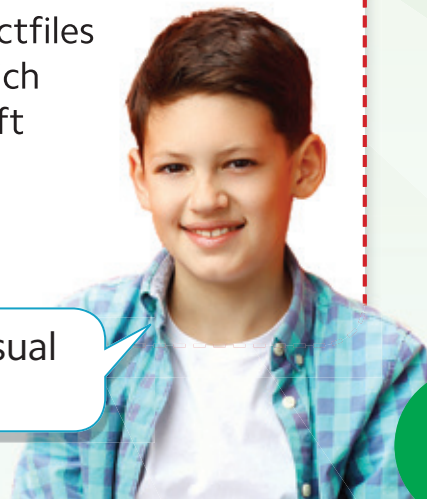


- 4** Put your text and drawings or photos together.

City	Cordoba
Craft	Silverwork
Description	People use silver to make jewellery and decorations
Photo	

- 5** Look at the factfiles as a class. Which traditional craft is the most unusual?

We think that the most unusual craft is ... because ...



Windsurfing in...

Tarifa



Hi! I'm Miguel and I'm from Tarifa.
I love water sports, so I'm happy I live here!

- 1 BEFORE** What water sports do you like?
- 2 WHILE** Read. Does the text talk about your favourite sports?

Windsurfing in Tarifa

Are you crazy about windsurfing? You should come to Tarifa, in the province of Cadiz! Here's why.

■ Wind

There's good wind on most days in Tarifa, in all seasons. Wind also makes big waves on the sea. This explains why it's such a popular place for windsurfers from around the world.

■ Beaches

There are many beaches near Tarifa to go windsurfing. So, if you see that one of them is too busy, you can go to a different beach. Easy!



■ Windsurfing equipment

What do you need to windsurf?

a board

a sail

a wetsuit

There are a lot of surf shops in Tarifa, so you don't have to buy your equipment – you can rent it.



So come to Tarifa and enjoy some water sports!

Fun Fact

In August the average daily temperature in Tarifa is only about 24°C, which is a lot cooler than in the rest of Spain.

3 AFTER Read and say *True* or *False*.

- 1 Tarifa is very windy.
- 2 The wind makes small waves on the sea.
- 3 Tarifa is only popular with people from Spain.
- 4 There's one big beach in Tarifa where everybody goes.
- 5 You need a board with sail to windsurf.
- 6 You don't have to buy a board to windsurf.

PROJECT

Blog about sports

- 1 In groups, talk about sports you can do in Andalusia. Then choose one you want to write about as a group.
- 4 Put your text and drawings or photos together for your blog.

- 2 Write about your sport:
 - What's it called?
 - Where can you do it?
 - What kind of sport is it?
 - When do you do it?
 - What equipment do you need?

This sport is called ...
You can do / go ... in ...
It's a ... sport.
You need ...

- 3 Draw pictures or find photos.



- 5 Read your blogs as a class. Which sport is your favourite?

Our favourite sport is ...



Pearson Educación, S.A.

Ribera del Loira 16-18
28042 Madrid
Spain

© Pearson Educación, S.A. 2019

All rights reserved. Any form of reproduction, distribution, public communication or modification of this work is strictly forbidden without the prior authorisation of the intellectual property copyright holders, unless otherwise stated by Law. The infringement of said copyright may constitute an offence against intellectual property legislation (articles 270 et seq. of the Penal Code). Should you need to photocopy or scan any part of this work, contact CEDRO (Spanish Reproduction Rights Centre. www.conlicencia.com; 91 702 19 70/ 93 272 04 47).

First published 2019

EAN: 8435085122958

Set in Camphor 17/21pt

Picture credits: The publisher would like to thank the following for their kind permission to reproduce their photographs:

123RF.com: Anna Om 6, Natallia Khlapushyna 5, tan4ikk 2, xtrekx 5; **Alamy Stock Photo:** Lucas Vallecillos 4, Perry van Munster 2, Richard Eaker 2; **Fotolia:** Gelpi 4, rohappy 5; **Pearson Education Ltd:** Jon Barlow 3; **Shutterstock.com:** Beth Swanson 2, Dean Drobot 4, EcoPrint 2, 3, Edgieus 2, Eva Madrazo 4, Kjeld Friis 2, 3, Marijus Auruskevicius 4, Natursports 2, 3, oreshcka 7, Repina Valeriya 4, Rich Carey 2, Rob Marmion 7, Stewie74 6, svtrototof 6, Yevgen Romanenko 4

All other images © Pearson Education

Every effort has been made to trace the copyright holders and we apologize in advance for any unintentional omissions. We would be pleased to insert the appropriate acknowledgement in any subsequent edition of this publication.



8 435085 122958